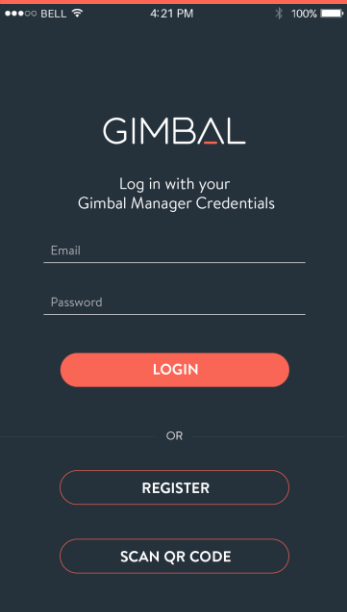
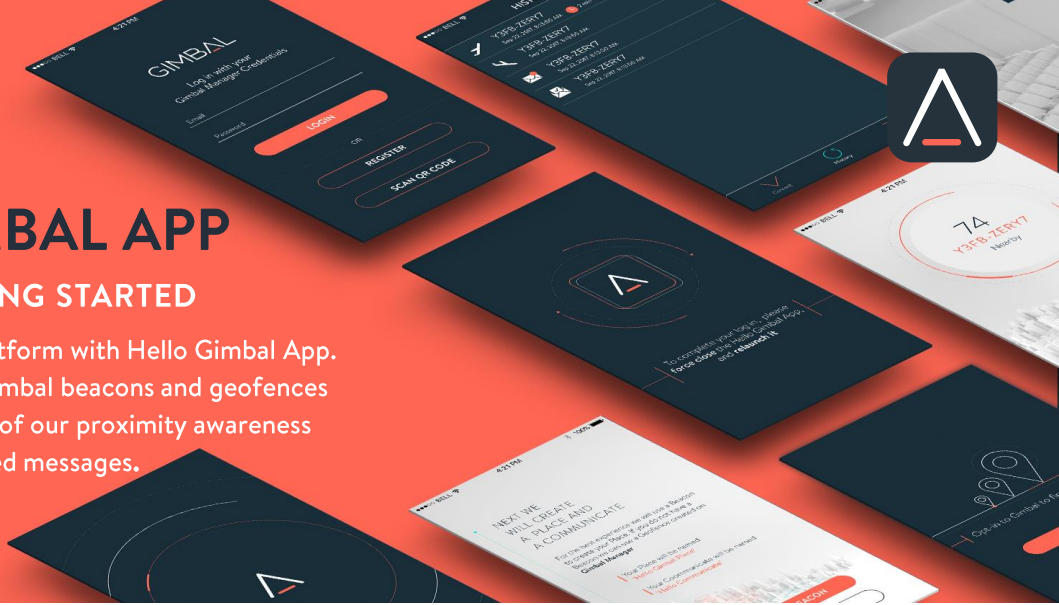




# HELLO GIMBAL APP

## OVERVIEW & GETTING STARTED

Experience the Gimbal platform with Hello Gimbal App. Our app combined with Gimbal beacons and geofences showcases the capabilities of our proximity awareness platform and location based messages.



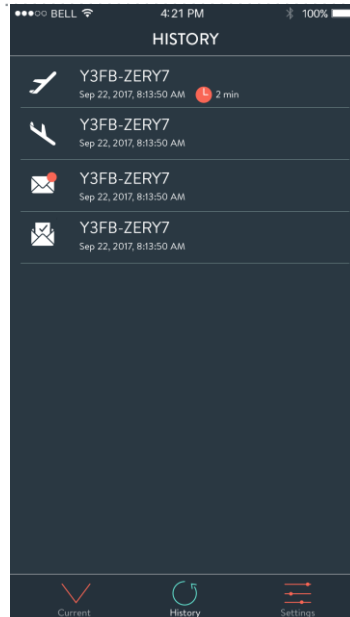
### ▶ LOG IN

- The Hello Gimbal app can be downloaded from the [App Store](#) or [Google Play](#)
- If you do not have Gimbal Manager credentials you can use the Register button to create an account.
- If you do have Gimbal Manager Credentials you can log in by 1) Inputting your credentials 2) Tap “Scan QR code” button and use the QR code of your Server API Key on the home screen of Gimbal Manager.
- After logging into the app, you can import Places you have already created in Gimbal Manager (beacons or geofences).
- You can also set up a new beacon (geofences cannot be set up within the app).
- Once Places are set up in Gimbal Manager, you can then use the app to receive test notifications once you enter those Places.



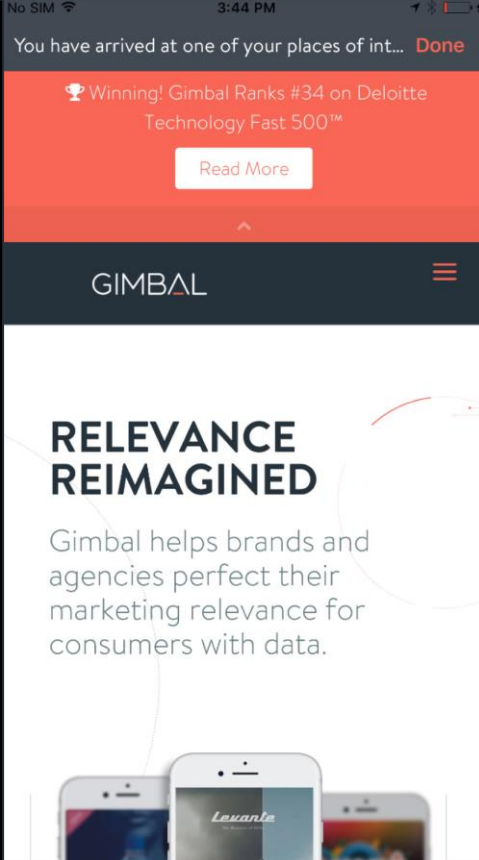
### ▶ HOME SCREEN

- Once logged in, the home screen will show your current Place if you have geofenced your current location.
- If multiple Places are set up, you can swipe through all of them (i.e. if you set up a smaller geofence within a larger geofence you would be in multiple Places).



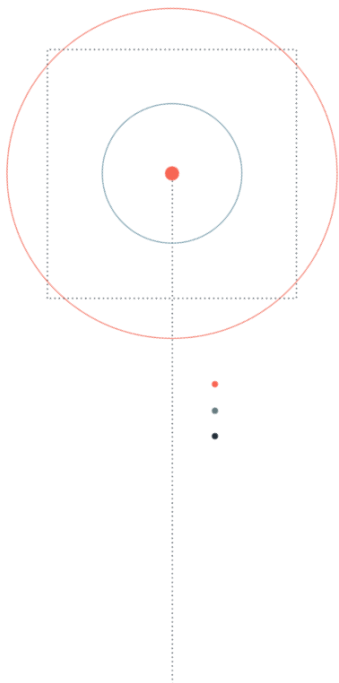
### ▶ HISTORY

- Here, you can view the history of all Gimbal events that have happened.
- This includes Place Entry and Exits, and all Communications that are handled by the SDK.



## ▶ PUSH MESSAGE WITH URL

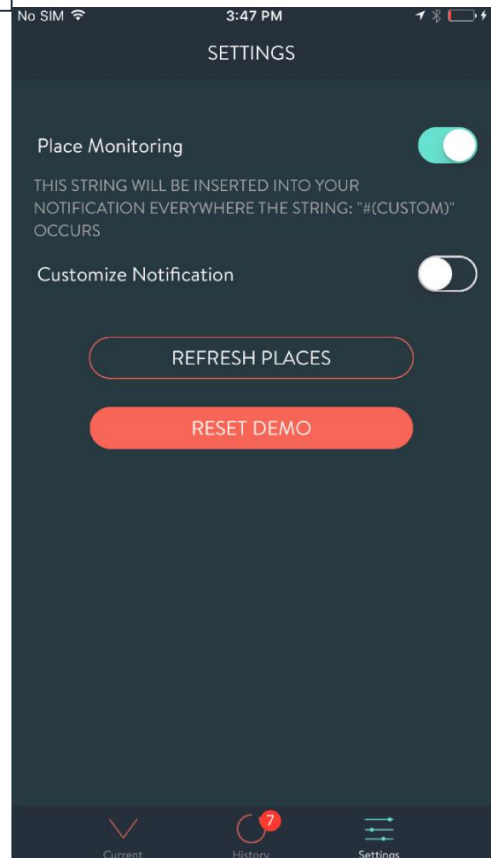
This screen shows what happens when you receive a push message that links to a URL. This option can be set up when creating a Communicate.



## SETTINGS ◀

There are two settings options:

- 1. Places Monitoring** – This turns the SDK off/on. If switched off, your Places will stop being monitored.
- 2. Reset Demo** – This resets the app and allows you to log in with a different account.



\*Compatibility: Requires iOS 9.0 or later. Compatible with iPhone, iPad, and iPod touch